

"B2B" login method with MFA

Besides the regular B2C login method, there is an alternative way of logging in ("B2B"). It involves using your own organisation's Microsoft account to login to the WMDA Portal, Search & Match, SPEAR and future other services. Instead of having a separate password for WMDA services, you keep using the password from your own organisation. Your own Microsoft account is "invited" into our environment as a guest. There is just another layer of MFA that is enforced on the WMDA side in order to help secure the applications.


This change of login method needs to be made at the organisation level. That means that all users from the same organisation must use the same login method and that if you would like to move to the "invite" model of logging in, all users from your organisation must do that.

During the transition, there will be a moment where you won't be able to login using the standard method and are not yet able to login using the "invite" model. This is usually for a maximum of an hour.

If you would like to make use of this method and the other users from your organisation agree, then please let us know at support@wmda.info.

After the change has been made in our systems the following will happen:

You will receive an invite that looks like this:

 Please only act on this email if you trust the organization represented below. In rare cases, individuals may receive fraudulent invitations from bad actors posing as legitimate companies. **If you were not expecting this invitation, proceed with caution.**

Organization: **WMDA Services**
Domain: wmdaservices.onmicrosoft.com

If you accept this invitation, you'll be sent to <https://account.activedirectory.windowsazure.com/?tenantid=c3ab1869-1472-4577-8141-3455bd9780b6>

[Accept invitation](#)

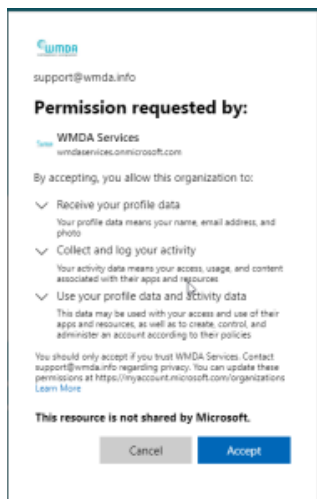
[Block future invitations](#) from this organization.


This invitation email is from **WMDA Services** (wmdaservices.onmicrosoft.com) and may include advertising content. **WMDA Services** has not provided a link to their privacy statement for you to review. Microsoft Corporation facilitated sending this email but did not validate the sender or the message.

Microsoft respects your privacy. To learn more, please read the [Microsoft Privacy Statement](#).
Microsoft Corporation, One Microsoft Way, Redmond, WA 98052



Please click on "Accept invitation" and login to your organisation's Microsoft account if necessary. You will then see the following screen:




support@wmda.info

Permission requested by:

WMDA Services
From wmdaservices.onmicrosoft.com

By accepting, you allow this organization to:

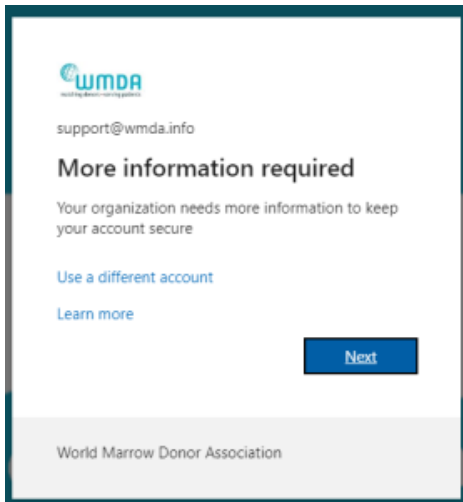
- ✓ **Receive your profile data**
Your profile data means your name, email address, and photo
- ✓ **Collect and log your activity**
Your activity data means your access, usage, and content associated with their apps and resources
- ✓ **Use your profile data and activity data**
This data may be used with your access and use of their apps and resources, as well as to create, control, and administer an account according to their policies

You should only accept if you trust WMDA Services. Contact support@wmda.info regarding privacy. You can update these permissions at <https://myaccount.microsoft.com/organizations>
[Learn More](#)

This resource is not shared by Microsoft.

Click "Accept"

You will then see the following:

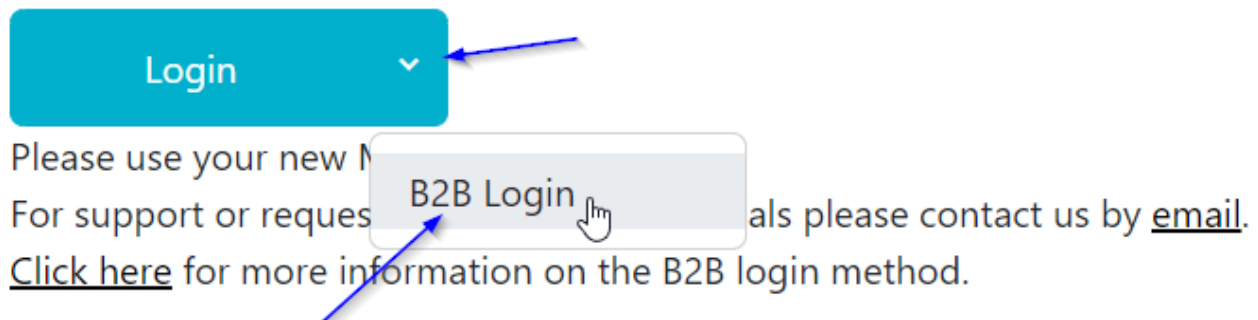


Click "Next"

Now you can set up MFA in the same way as described in the [MFA user guide](#).

Updated login procedure


After you have accepted the invite and have successfully setup MFA, you are now able to login. The following is different compared to logging in using the normal method:



Information for IT admins at your organisation

When your organisation uses Microsoft365/Office365 then the Microsoft tenant responsible for WMDA application user authentication (c3ab1869-1472-4577-b669-0d64c732e75c) can invite your users into its tenant. Your organisation's Entra ID may need to allow this connection to work. If permitted AND accepted by the user, your user will be a "guest" in the WMDA tenant and its identity is indicated as from an ExternalAzureAD.

1 user found

<input type="checkbox"/>	Display name ↕	User principal name ↕	User type	On-premises sy...	Identities	Company name	Creation type
<input type="checkbox"/>	 support@wmda.info	support@wmda.info	Guest	No	ExternalAzureAD		Invitation

For more information see Microsoft's documentation here: <https://learn.microsoft.com/en-us/entra/external-id/what-is-b2b>