

# How to select a default matching engine

Date: 30 November 2023

In order to prevent a bias towards any of the two matching engines, we are not pre-selecting any of the matching engines when starting a new search (see Fig. 1).

As a consequence of this, when you hit the "Search" button, no new search will be started.

Search details

HAP-E

☐ Run a donor search

☐ Run a cord search

ATLAS

☐ Run a donor search

☐ Run a cord search

Figure 1

In order to start a search for a patient there are two options:

- Select a matching engine and search type each time you add a patient

HAP-E

☒ Run a donor search

☐ Run a cord search


ATLAS


☐ Run a donor search

☒ Run a cord search

Figure 2

- Go to your preferences and select your preferred matching engine. From that moment on, that matching engine will be selected by default when adding a new patient.

Dashboard Patient list Add patient  Mark Melchers ▾

 Preferences


 Logout

Figure 2

## Search

Default match engine for searches

No preferred match engine

☒ No preferred match engine

☐ Hap-E

☐ ATLAS

Figure 3